



# Economic Update

---



## Speaker biography



### **Esther Simon**

Esther is passionate about strengthening rural America through financial partnership and education. Growing up in a small community with limited access to financial resources and education inspired her to pursue undergraduate and graduate degrees in accounting and financial management, become a CPA, and serve as Chief Financial Officer of an electric utility. Esther partners with rural utilities to support financial decision-making through education, collaboration and strategic insight-helping them build sustainable success and continue serving their communities for generations to come.

# Agenda

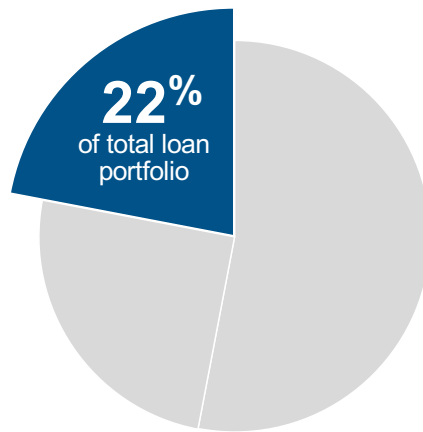
---



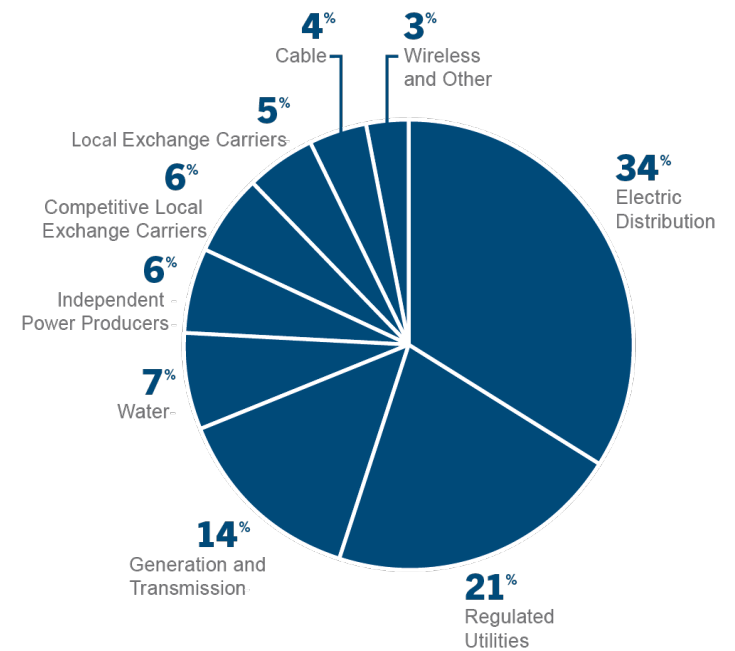
# Rural Infrastructure portfolio

**\$34 B**

loans at year-end

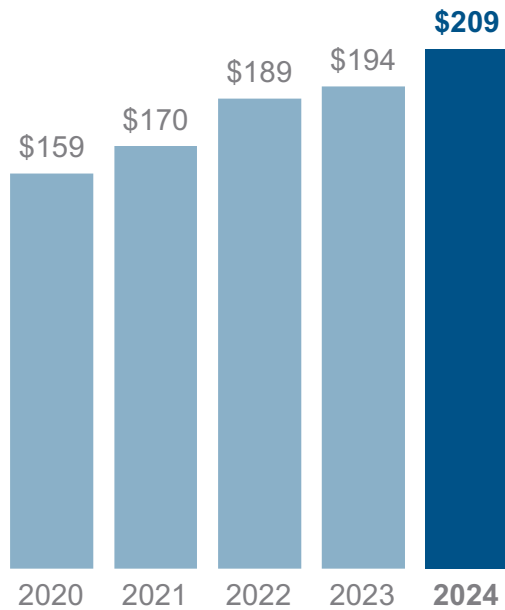


For the year (\$ in millions)	2024	2023	2022	2021	2020
Period-end loans	\$ 34,337	\$ 32,572	\$ 28,462	\$ 24,803	\$ 24,237
Average loans	\$ 33,325	\$ 30,215	\$ 25,734	\$ 24,379	\$ 22,919
Net income	\$ 622	\$ 495	\$ 424	\$ 392	\$ 398

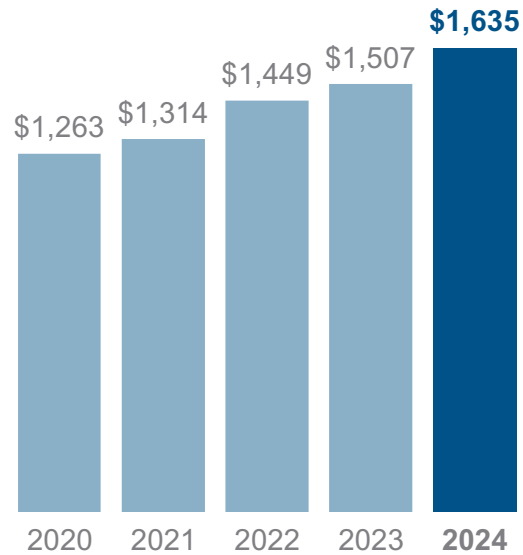


# Key metrics

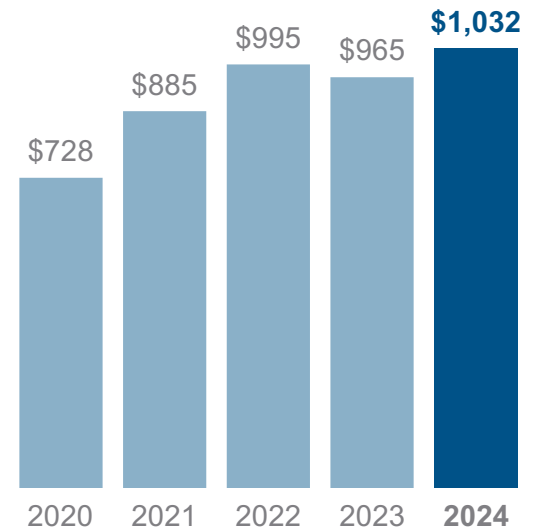
**Total assets**  
(billions)



**Net income**  
(millions)



**Patronage distributions**  
(millions)



COBANK BY THE NUMBERS

# ARIZONA

## Overview

**112**

Total Number of  
**CoBank Customers**

**\$12.5M**

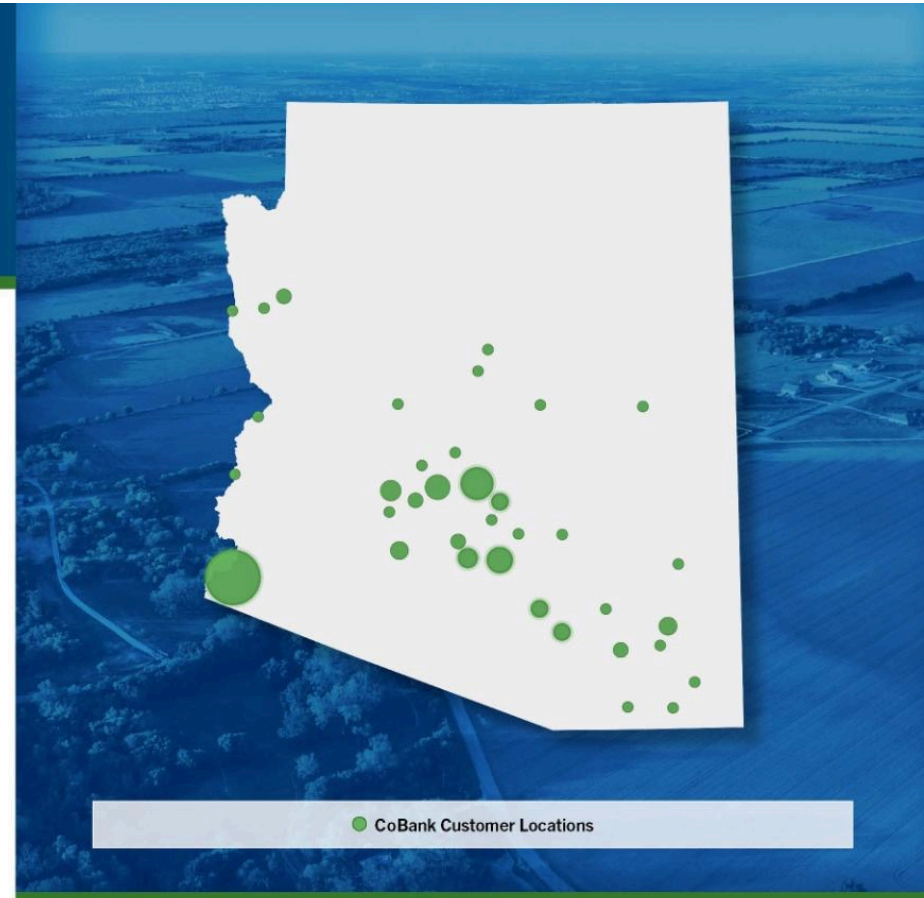
CoBank Total  
**Patronage Payments**

**\$19.7B**

Customers' Combined  
**Annual Revenue\***

**\$1.9B**

Customers' Combined  
**Year-end Loans and Leases**



Proud Member of the Farm Credit System 

Data as of December 31, 2024

\* Information provided by customers from 2023 or 2024, as applicable, and received by CoBank as of 12/31/24

 **COBANK**

# Agenda

---



# The Federal Reserve

---



# Historical Fed Funds Rate

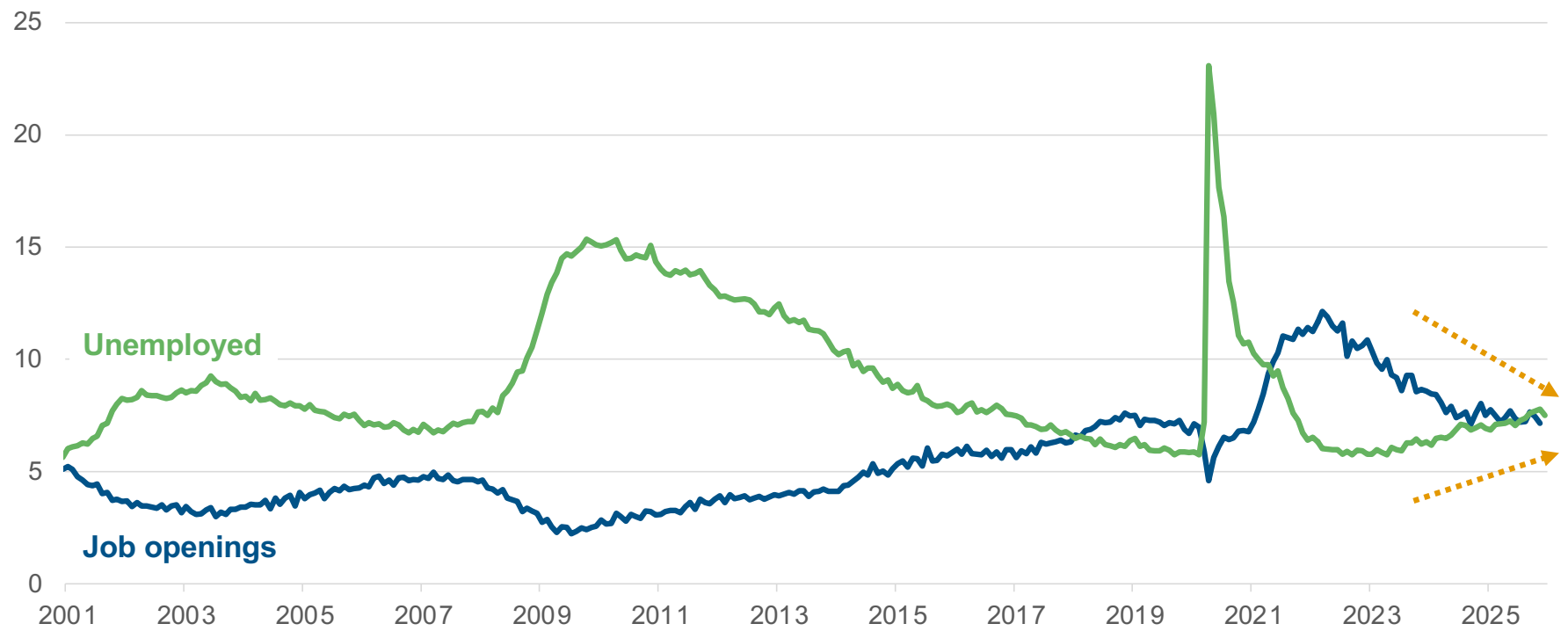
Federal funds effective rate



Source: FRED

# Unemployment

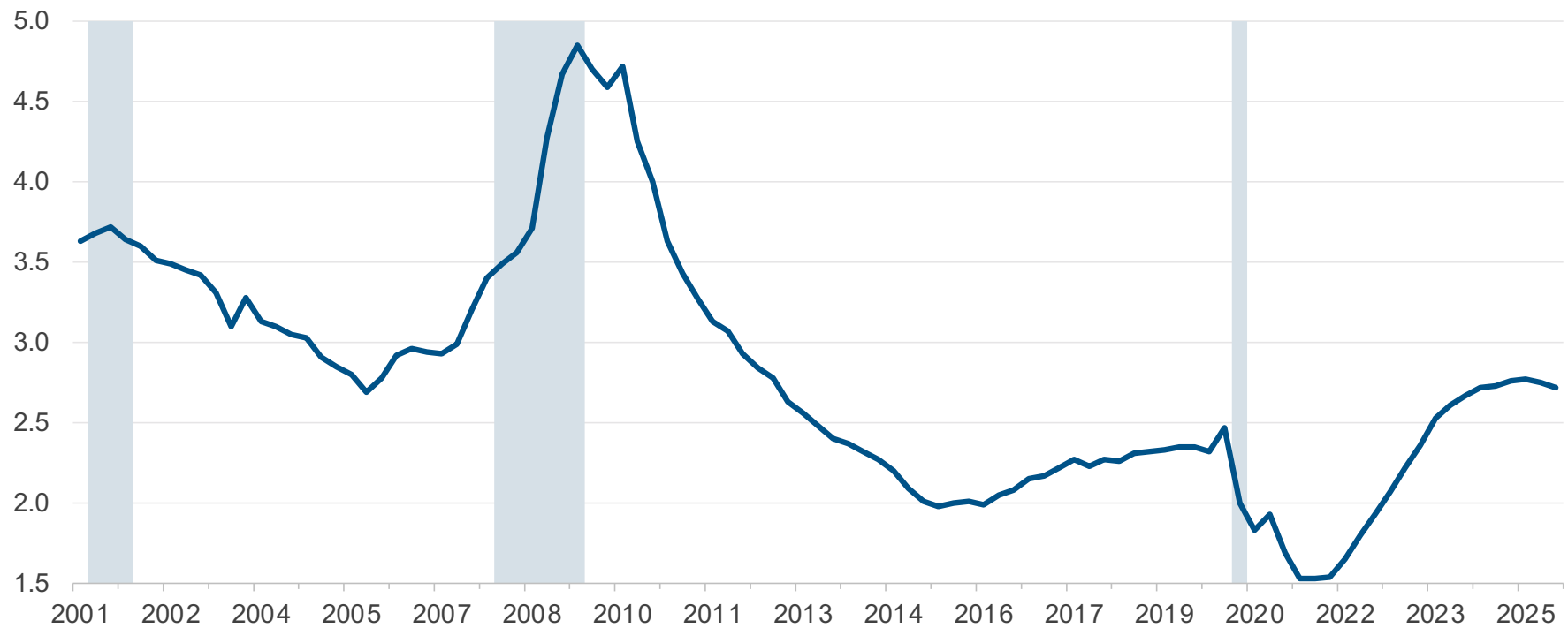
Job openings vs unemployed (millions)



Source: FRED

# Consumer pressure on the rise

Delinquency rate on consumer loans, all commercial banks (percent)



Shaded areas indicate U.S. recessions  
Source: [FRED](#)

# Buy Now, Pay Later



**Chipotle**  
\$11.50

Paid

**\$0.00**

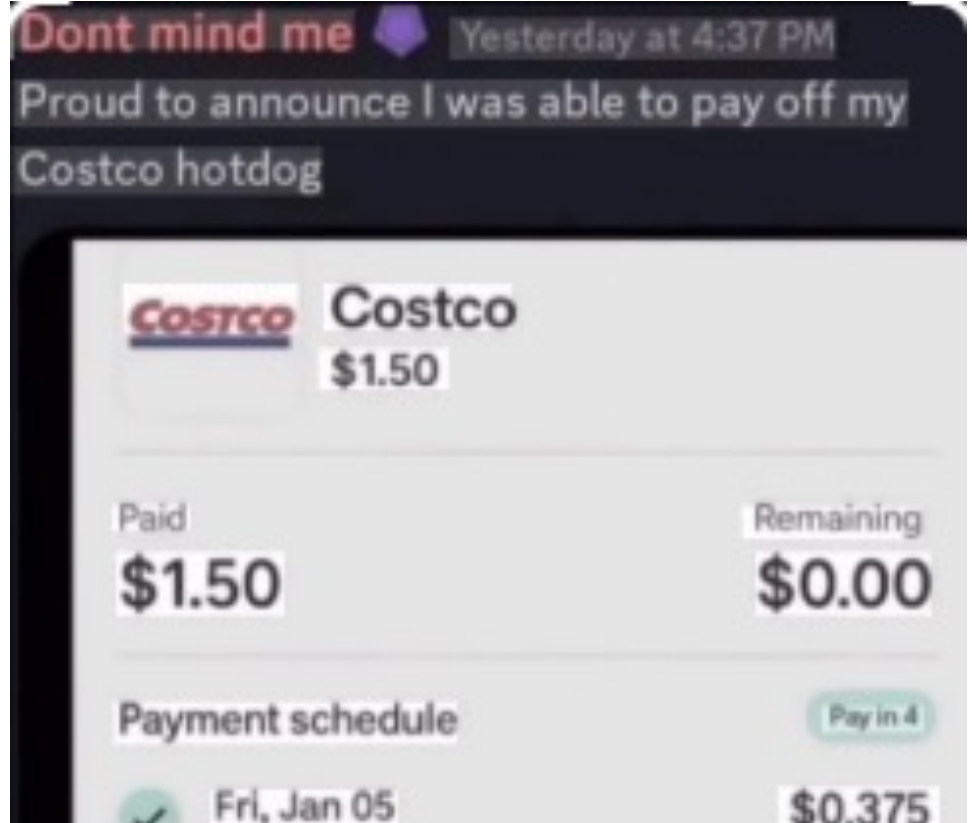
0 Remaining

**\$11.50**

Payment schedule

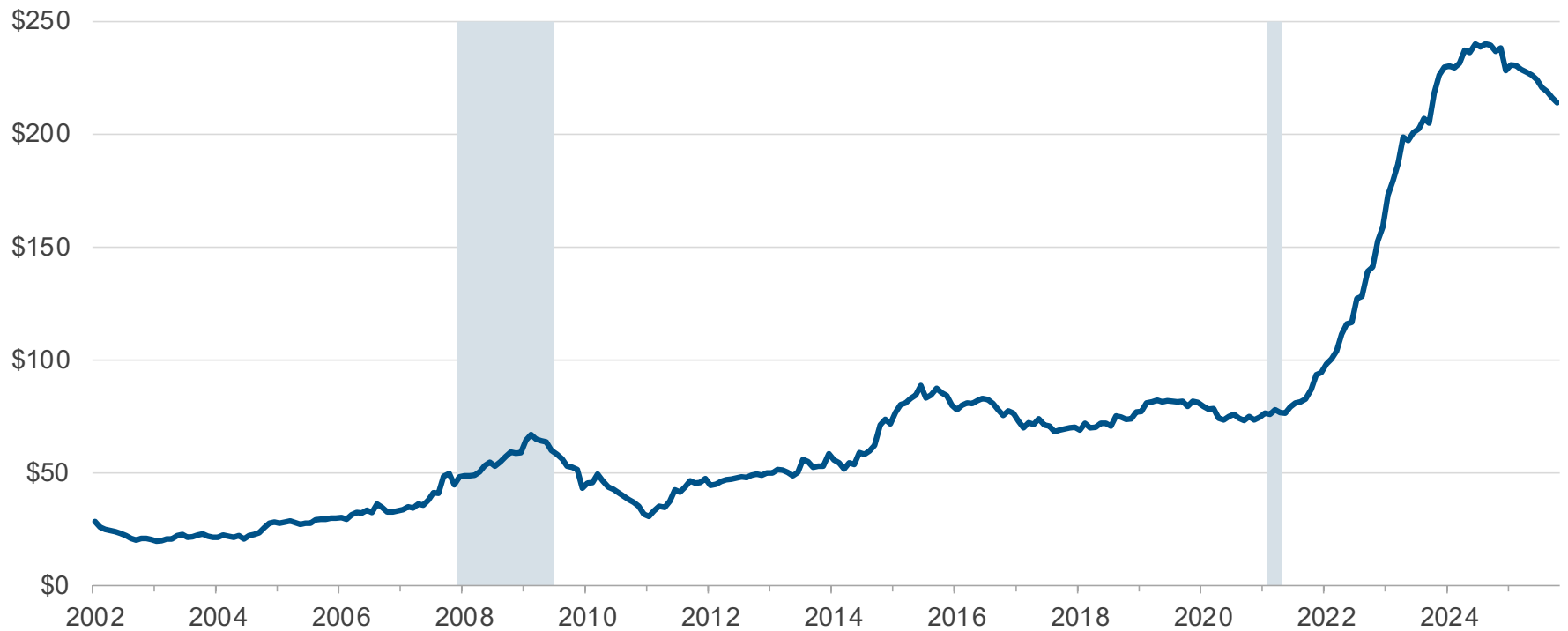
Pay in 4

- ✓ **Sat, April 30** \$2.875 ∨  
1 of 4
- ✓ **Tues, May 30** \$2.875 ∨  
2 of 4
- ✓ **Fri, June 30** \$2.875 ∨  
3 of 4
- ✓ **Sun, July 30** \$2.875 ∨



# Construction Spending

Total construction spending: manufacturing in the U.S. (billion dollars)



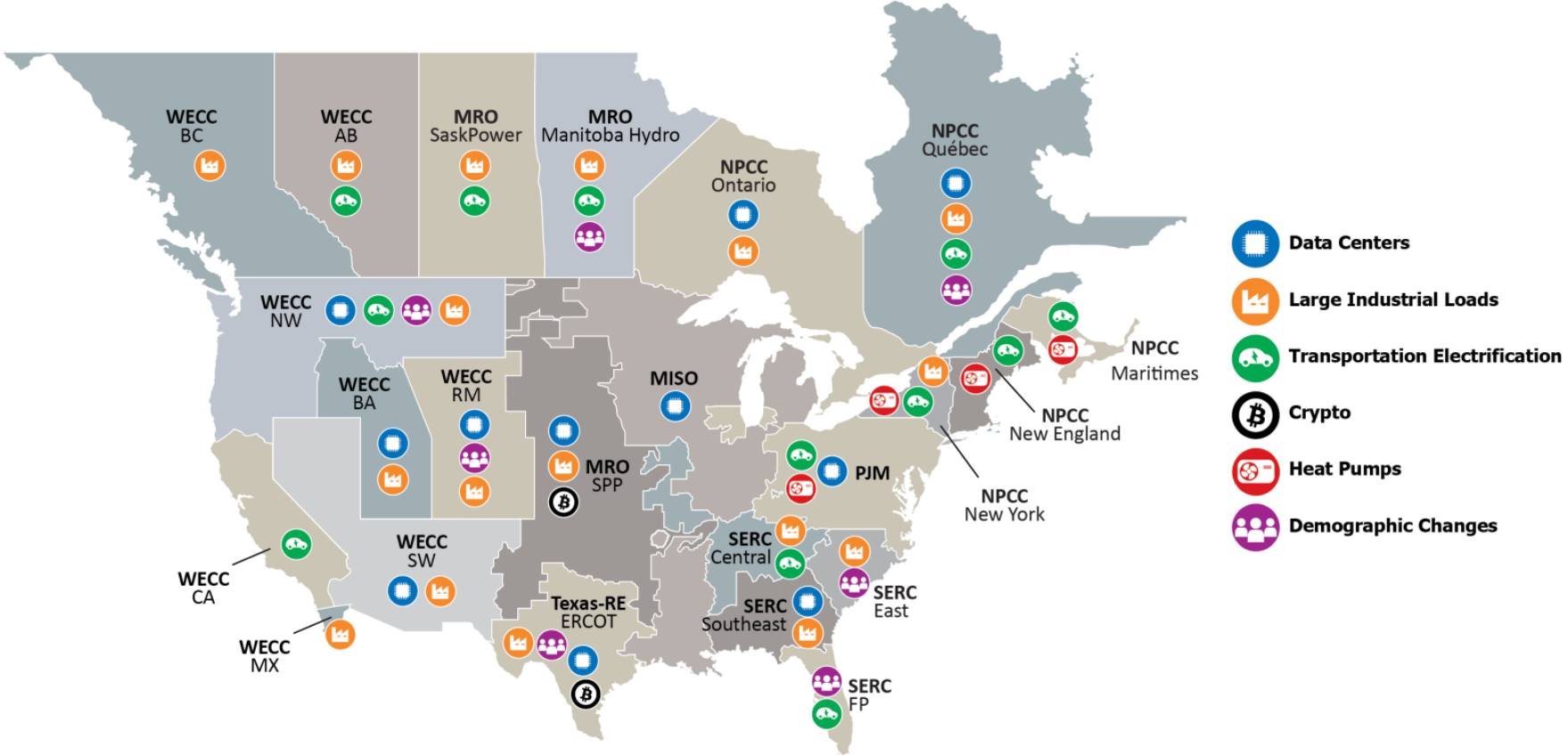
Shaded areas indicate U.S. recessions  
Source: [FRED](#)

# Agenda

---



# New data centers account for most of the projected increase in electricity demand over the next 10 years



Source: NERC LTRA, 29 Jan 2026

# PJM trims projections of AI-driven electricity demand

Regional grids are pushing for better estimates of how much power the artificial intelligence industry's computing hubs will need over the next decade.



BY: PETER BEHR | 01/15/2026 06:41 AM EST

## PJM summer peak load forecasts

The grid operator's 2026 forecast is lower in the nearterm than last year's forecast.

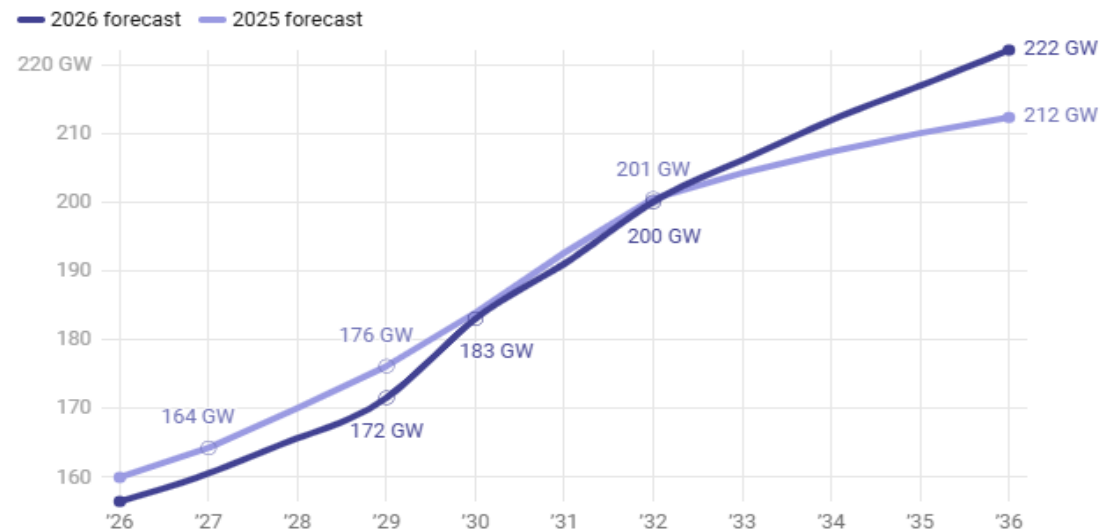


Chart: Ethan Howland/Utility Dive • Source: [PJM Interconnection](#) • [Get the data](#) • Created with [Datawrapper](#)

# Big Tech companies "invade" the US bond market and expose the risks of artificial intelligence

A report by Apollo Global Management projects that, by 2030, half of the top 10 borrowers in the U.S. bond market will be hyperscale companies operating large technology structures



SUNDAY, JANUARY 25, 2026

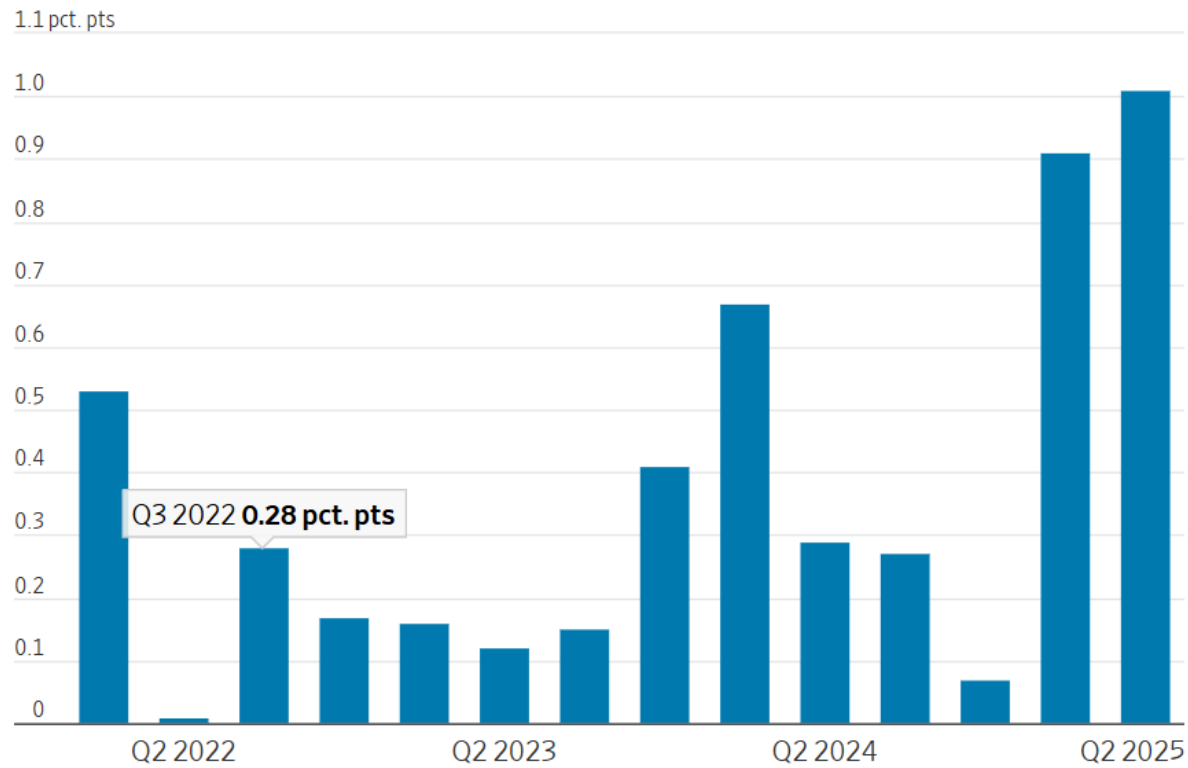
1/25/2026 6:00:00 AM [Share This Episode](#)

## The Risks Behind the Expected \$5.3T AI Data Center Funding Boom

## HOW IS THIS GROWTH IMPACTING OUR CO-OP COMMUNITIES?

# Historical AI spending

AI-related investment's boost to U.S. GDP growth



Source: [WSJ](#), Barclays

# THANK YOU!



**Esther Simon**  
**[esimon@cobank.com](mailto:esimon@cobank.com)**  
**218-255-3145**

